



# The Complete Fascia Fastening Solution

## Fascia Fastening System

Type 316 Stainless Steel  
for Installing Composite  
Fascia Materials



(800) 999-5099  
[strongtie.com](http://strongtie.com)



## A Complete Fascia Fastening Solution

The Simpson Strong-Tie® Fascia Fastening Solution™ consists of a counterbore bit and fascia screws and is specially designed to securely fasten composite and PVC fascia while providing superior corrosion resistance. The Fascia Fastening Solution\* allows for the expansion and contraction of the installed fascia boards and thus prevents failures as a result of exposure to environmental conditions.

### Counterbore Bit


- The fascia counterbore bit is crucial for fascia board installations and bores a hole through the fascia material that is wider than the shank of the fascia screw.
- The bit bores so the head of the screw is flush with the material surface.

### Fascia Screw


- The Type 316 stainless steel fascia screw is driven through the predrilled and counterbored fascia material and securely into the substrate material.
- The additional space around the shank of the fascia screw allows for the expansion and contraction of the fascia board.



### Fascia Screw



### Fascia Counterbore Bit (sold separately)



Replacement bit part number: FSBIT

\*Approved for use with Trex® composite fascia boards. Manufactured by Titan Metal Werks Inc. under patent #8,714,887.

# A Complete Fascia Fastening Solution

**Install with confidence.** Specially designed to mount fascia boards to prevent head pullover, and the ductility of stainless steel will help prevent broken screws. For use with 1/2"-3/4"-thick fascia boards, and available in 12 colors to match major manufacturers' fascia material.



**Fascia counterbore bit** (sold separately) is necessary for proper installation of the fascia screw because it efficiently creates an oversized hole and counterbore head recess. The oversized hole allows for composite board expansion and contraction, reducing the potential of jobsite call-backs for:

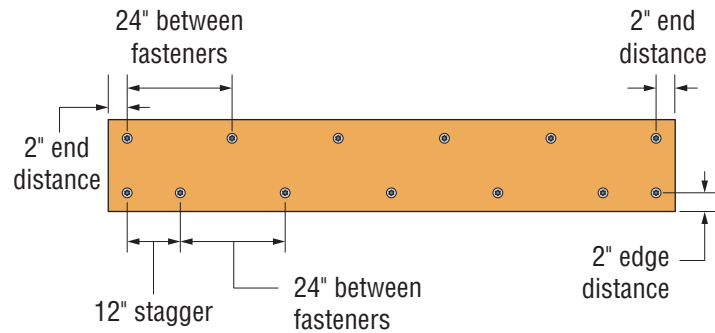
- Warping and buckling
- Oil-canning/mushrooming
- Broken or loose screws
- Board pullover
- Loose boards



Fascia Counterbore Pre-drill and Installation

**Easy and efficient.** Use the fascia counterbore bit to pre-drill the oversized, counterbore holes into your fascia material. Refer to the spacing diagram at right.

1. Starting at the upper left corner, position the first hole 2" from the upper and left edges (top left corner). Then continue predrilling holes every 24" on center, with the final hole positioned 2" from the right edge. Repeat this process, starting 2" from the bottom and left edges (bottom left corner), but place the second hole 12" from the first and then stagger predrill holes every 24" after that, with the final hole 2" from the bottom and right edges.
2. Using a drill-driver motor with torsion setting adjusted to drive the screw flush with the board surface, install fascia screws into each hole. Do not overdrive or overtighten.

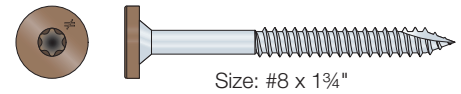


Fascia Screw Spacing Diagram

# A Complete Fascia Fastening Solution

## Fascia Screw — Type 316, Stainless Steel, Painted Head

Type 316 Stainless Steel							
Size	Length (in.)	Head Color	Head Dia. (in.)	Point Type	Drive Type	Model No.	Quantity
#8	1 ¼	Brown 01	0.40	Type-17	T20	T08175FS75BR01	75
#8	1 ¼	Brown 05	0.40	Type-17	T20	T08175FS75BR05	75
#8	1 ¼	Gray	0.40	Type-17	T20	T08175FS75GR	75
#8	1 ¼	Gray 01	0.40	Type-17	T20	T08175FS75GR01	75
#8	1 ¼	Gray 04	0.40	Type-17	T20	T08175FS75GR04	75
#8	1 ¼	Red	0.40	Type-17	T20	T08175FS75RD	75
#8	1 ¼	Red 01	0.40	Type-17	T20	T08175FS75RD01	75
#8	1 ¼	Tan	0.40	Type-17	T20	T08175FS75TN	75
#8	1 ¼	Tan 01	0.40	Type-17	T20	T08175FS75TN01	75
#8	1 ¼	Tan 02	0.40	Type-17	T20	T08175FS75TN02	75
#8	1 ¼	Tan 03	0.40	Type-17	T20	T08175FS75TN03	75
#8	1 ¼	White 01	0.40	Type-17	T20	T08175FS75WH01	75



## Fascia Counterbore Bit

Arbor Size	Bore Dia. (in.)	Counterbore Dia (in.)	Model No.	Quantity
¼"	0.25	0.41	FSBIT	1



# Simpson Strong-Tie for All Your Composite or PVC Fastener Needs

Simpson Strong-Tie is a one-stop shop for your composite deck-fastening needs. In addition to the Fascia Fastening System, we provide a complete line of color-matching carbon-steel and stainless-steel Deck-Drive™ DCU Composite screws for fastening your composite and PVC deck boards. The **Quik Drive® PRO300S Decking System** is the ideal choice for driving collated **Deck-Drive DCU Composite deck screws**. Stand-up driving allows for improved labor-savings, less user fatigue and better consistency.

## Quik Drive PRO300S Decking System

The PRO300S System includes:

- PRO300S decking attachment
- Extension for stand-up driving
- Quiver for keeping your collated screws at your fingertips
- Rugged tool case
- Choice of DeWalt® or Makita® screwdriver motors
- Limited lifetime warranty (see [strongtie.com/warranty](http://strongtie.com/warranty) for more information)

System Options	Model No.
DeWalt 2,500 rpm screwdriver motor	PRO300SD25K
Makita 2,500 rpm screwdriver motor	PRO300SM25K
Makita 3,500 rpm screwdriver motor	PRO300SM35K



For more information on the Quik Drive PRO300S Decking System, refer to the *Fastening Systems* catalog or [strongtie.com](http://strongtie.com).