

THJA26/LTHJA26

Multiple-Truss Hip/Jack Hanger



This product is preferable to similar connectors because of (a) easier installation, (b) higher loads, (c) lower installed cost, or a combination of these features.

The versatile THJA26 can accommodate right- or left-hand hips (at 45-degree skews), and can be installed before or after the hip and jack. Can also be used for double (terminal) hips.

The LTHJA26 is a lighter-capacity version of the THJA26 and offers the lowest-cost alternative for light hip/jack load applications.

Material: THJA26 — 14 gauge; LTHJA26 — 18 gauge

Finish: Galvanized

Installation:

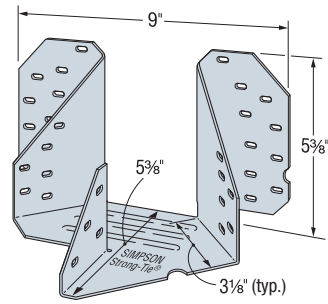
- Use all specified fasteners; see General Notes.
- All multi-ply members must be fastened together to act as a single unit.
- Shall be attached to a double girder truss to allow for required minimum nail penetration. See footnote 3 for girder truss requirements.
- LTHJA26 only: 0.148" x 1 1/2" nails must be installed into bottom of hip members through bottom of hanger seat for table loads.

Options:

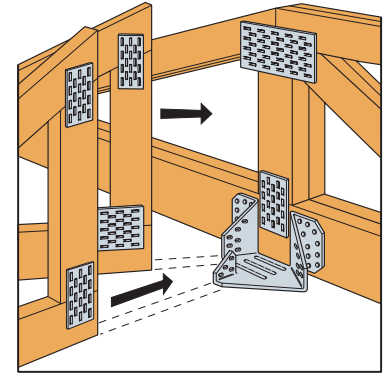
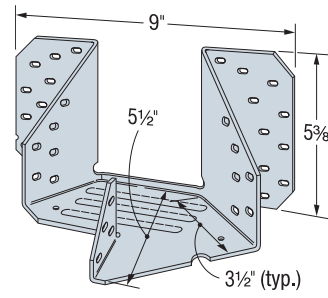
- These hangers cannot be modified

Codes: See p. 13 for Code Reference Key Chart

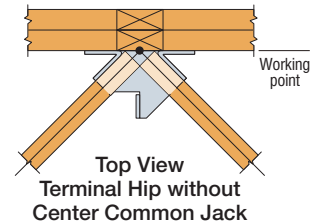
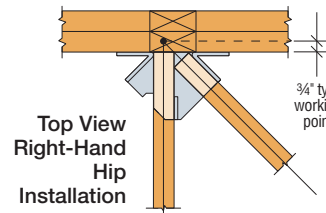
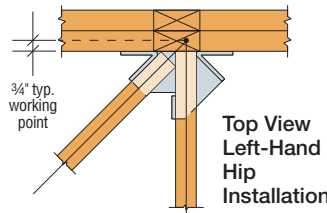
Web Applications:
Visit app.strongtie.com/hs to access our Hanger Selector web application.



THJA26



Typical THJA26 Installation (LTHJA26 similar)



Model No.	Carried Member Combination	Fasteners (in.)			Carried Member	DF/SP Allowable Loads					SPF/HF Allowable Loads					Code Ref.
		Carrying Member	Hip (each)	Jack		Uplift (160)	Floor (100)	Snow (115)	Roof (125)	Wind (160)	Uplift (160)	Floor (100)	Snow (115)	Roof (125)	Wind (160)	
LTHJA26	Side hip and center jack	(20) 0.148 x 3	(7) 0.148 x 1 1/2	(4) 0.148 x 1 1/2	Hip	220	845	845	845	845	185	710	710	710	710	IBC®, FL
					Jack	75	280	280	280	280	65	235	235	235	235	
					Hip and jack	295	1,125	1,125	1,125	1,125	250	945	945	945	945	
	Double (terminal) hip	(20) 0.148 x 3	(7) 0.148 x 1 1/2	—	Hip (each)	285	630	630	630	630	240	530	530	530	530	
					Two hips	565	1,260	1,260	1,260	1,260	475	1,060	1,060	1,060	1,060	
THJA26	Side hip and center jack	(20) 0.162 x 3 1/2	(6) 0.148 x 1 1/2	(4) 0.148 x 1 1/2	Hip	685	1,890	2,130	2,205	2,205	575	1,590	1,790	1,850	1,850	IBC®, FL
					Jack	230	630	710	735	735	195	530	595	615	615	
					Hip and jack	915	2,520	2,840	2,940	2,940	770	2,115	2,385	2,470	2,470	
	Double (terminal) hip	(20) 0.162 x 3 1/2	(6) 0.148 x 1 1/2	—	Hip (each)	460	1,260	1,420	1,470	1,470	385	1,060	1,195	1,235	1,235	
					Two hips	915	2,520	2,840	2,940	2,940	770	2,115	2,385	2,470	2,470	

1. Uplift loads have been increased for earthquake or wind loading with no further increase allowed. Reduce where other loads govern.
2. Wind (160) is a download rating.
3. Loads shown are based on a minimum (2) 2x6 carrying member. For single 2x carrying members (min. 2x6), use 0.148" x 1 1/2" nails and use 0.67 of the table value. For (2) 2x4 carrying members, multiply the download by 0.50.
4. Tabulated hip and jack allowable loads assume that 75% of the total load is distributed to the hip and 25% to the jack. It is permitted to distribute 65% to 85% of the tabulated total load to the hip, and the remaining percentage of total load to the jack. The combined hip and jack load may not exceed the published Total Load.
5. Truss chord cross-grain tension may limit allowable loads in accordance with ANSI/TPI 1-2014. Simpson Strong-Tie [Hanger Selector web application](http://app.strongtie.com/hs) includes the evaluation of cross-grain tension in its hanger allowable loads. For additional information, contact Simpson Strong-Tie.
6. **Fasteners:** Nail dimensions are listed diameter by length. See pp. 23–24 for fastener information.